

# **Brennan**

## **Stained Glass Studio**

**632 Roxford Rd. S. Syracuse NY 13208**

**Tel - 315.466.4010**

**email -**

**bsgs1975@gmail.com**

Erin E. Woods

September 9, 2019

Superintendent - Edwards -Knox Central School District

2512 Co Rd 24, Hermon, NY 13652

315-562-8130

Mr. Chris Harris Buildings & Grounds

Dear Erin: It was a pleasure to meet with you and your associates at the school. It is nice to know that your pride in the window is so strong. I offer this advice for the recent visible issues.

To start with, this 106 year old window is in very good condition. It is very flat and firm as I confirmed by touching the right and center panels from behind. They look very good from back side. The windows do need to have the metal frames and safety glass removed in order to remove the stained glass windows for any service work. This also prohibits any possibility of theft of this Early American Treasure.

Visible problems are:

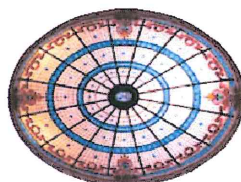
- 1- One small area where the glass is separating from the copper foil, thus a few small spots of daylight are visible. After I left the building I thought it was possible those gaps were filled previously and recently fallen out. I did point out some minor residue I saw at bottom of the window.
- 2 - In the same panel to the right of problem # 1, we need to replace the putty glazing that has started to fall out.

We offer a cosmetic treatment of this condition. We advise you to maintain quarterly inspections by informed staff members to monitor repairs we would make. Thus if any thing else develops , a more thorough treatment as removing panels would be required.

- 3 - There is a crack in the lower nameplate where daylight is also visible. This can be filled from rear.


- 4- There a a few more cracks without visible day light, that should also be monitored. Some are old cracks from dirt in cracks.

**CNY's Art Glass**  
**Specialists for**  
**44 Years**



**Proud makers of**  
**the Dome at**  
**Boldt Castle**

**Visit us on the Web @ [brennanstainedglass.com](http://brennanstainedglass.com)**



# **Brennan**

## **Stained Glass Studio**

**632 Roxford Rd. S. Syracuse NY 13208**

**Tel - 315.466.4010**

**email -**

**bsgs1975@gmail.com**

Erin E. Woods

Superintendent - Edwards -Knox Central School District

2512 Co Rd 24, Hermon, NY 13652

315-562-8130

Mr. Chris Harris Buildings & Grounds

September 9, 2019

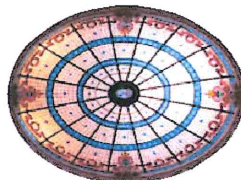
I think it is very important that you took note of these visible problems. You should take many detailed photos of the existing conditions for comparison in future inspections.

I would recommend myself and one of my associates to visit school and remove the two panels of safety glass on the right panel. We would place a quick dry elastic type epoxy in the daylight areas. We would also remove the hanging putty glazing and replace with a dark colored glazing. We would paint bar and new putty the bronze color. We would clean the stained glass surface and clean and re-install both surfaces of the safety glass.

Our fee would be \$ 2,460.00 . Please review and advise if interested. We are fully insured, thank you for the opportunity.

Peace, Scott J. Brennan

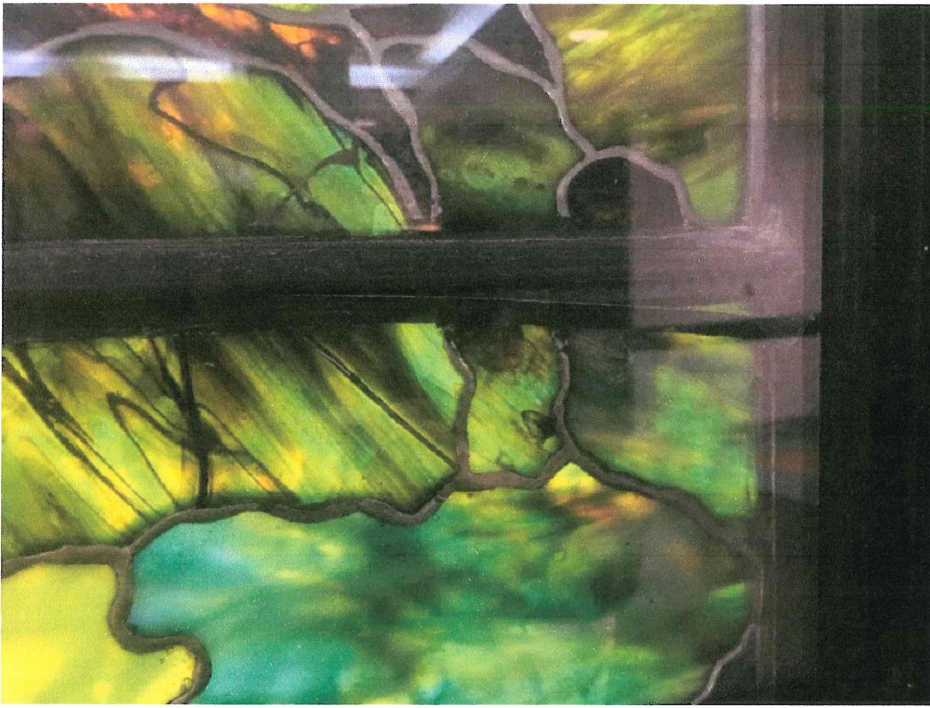
**CNY's Art Glass**  
**Specialists for**  
**44 Years**




**Proud makers of**  
**the Dome at**  
**Boldt Castle**

**Visit us on the Web @ [brennanstainedglass.com](http://brennanstainedglass.com)**

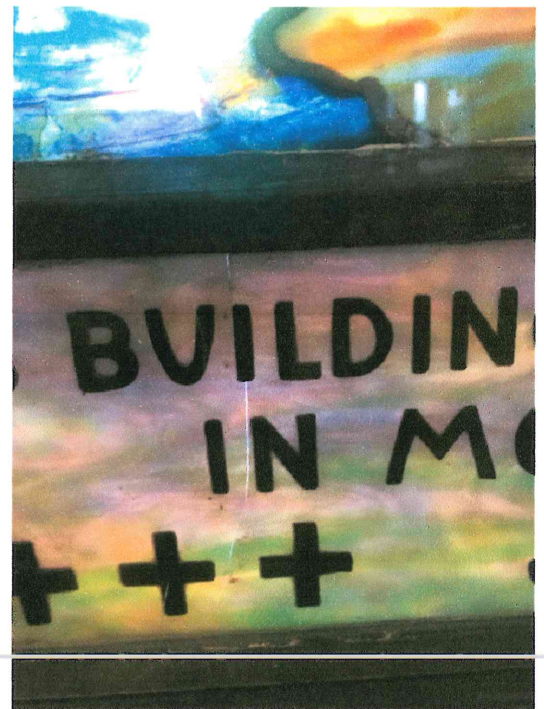




Replace sagging putty glazing and repaint rebar



Remove , repair ,clean  
and re-set glass



Clean and fill small daylight areas